

# Various Accessories for Countercurrent Jet

## Pump



SR Series Pump

- 1. Class insulation: 130(B)
- 2. IPX5 Waterproof standard
- 3. Built-in thermal protection
- 4. Overload protection

UPH Series Pump

- 1. Waterproof: IPX5
- 2. Self Priming: 3 m
- 3. Flow rate: Up to 110 m³/h
- 4. Working Voltage: 380-400Vac
- 5. Premium Efficiency IE3 Class Motor
- 6. Bearing: High temperature resistant up to 160°C



## Control Box



Countercurrent Jet Control Box (220V/380V)

Main Power input	Pump Power output	Lighting Power output
AC 220V/50Hz	AC 220V/50Hz, 4.4kW	AC12V, 1W
AC 380V/50Hz	AC 380V/50Hz, 4.4kW	AC12V, 1W

## LED Light RGB/White



RGB Color Water Light



LED White Water Light

## Ordering Details

Code	Model	Description
88093212	EM0055	Countercurrent Jet with LED Light RGB
88093412	EM0055	Countercurrent Jet with LED Light white
08080020	SWJ-CB	Countercurrent Jet Control Box 220V
08080021	SWJ-CB	Countercurrent Jet Control Box 380V
08030109	N/A	Piping Kit for AFS40 & AFS55 pump
08030108	N/A	Piping Kit for 1 x SR30 pump
08030107	N/A	Piping Kit for 2 x SR30 pump

## Air Switch & Air Venturi Hose



# Countercurrent Jet

## ENDLESS NO-LAP SWIMMING TRAINING

For small size training pools



### EMAUX WATER TECHNOLOGY CO., LTD

Flat A-D, 20/F., Kai Bo 22, 22 Wing Kin Road,  
Kwai Chung, Hong Kong  
PHONE +852 2832 9880  
www.emauxgroup.com

Pool & Spa Equipment

YOUR PREMIER SUPPLIER

Available from:

**Emaux**  
water technology

Pool & Spa Equipment

www.emauxgroup.com

ALL SPECIFICATIONS ARE SUBJECT TO CHANGE WITHOUT NOTICE  
© 2021 EMAUX WATER TECHNOLOGY CO., LTD. ALL RIGHTS RESERVED.

# Countercurrent Jet

## Decent Swim for swimmers at all levels

Perfect for small pools where space is limited. Excellent for fitness training, underwater massage, endless no-lap swimming and unnecessary tumble turns.



Underwater on/off Switch



Adjustable Nozzle and LED Light



### Product Features

1. Powerful counter current.
2. Product can be used as a single or double jet system with one or two pumps.
3. Counter current face plate with LED Light.
4. All controls are on the face plate and can be operated in perfect safety while you are in the water
5. Adjust the valve to control the bubble effect.
6. Water flow direction can be changed through the adjustable nozzle.


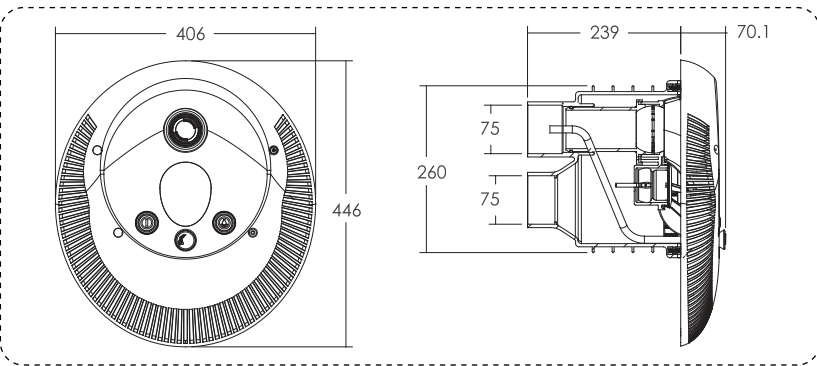


RGB Color Water Light



LED White Water Light

### Product Dimensions



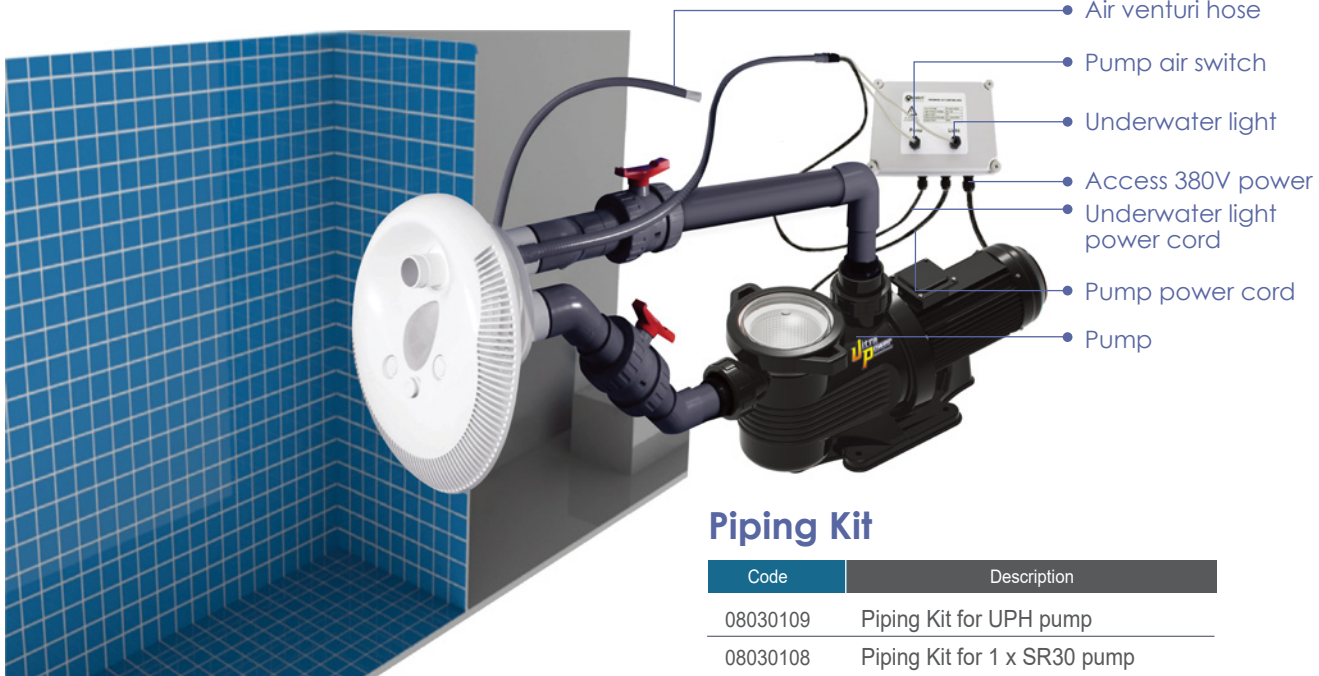
Durable ABS Structure

### Technical Information

Water Pump Selection	Qmax		Hmax meter	V/Hz	Power	
	m³/h	l/min			kW	Horsepower
UPH400 pump x 1	75	1300	13	380/50	3.00	4.0
UPH550 pump x 1	90	1500	17.5	380/50	4.00	5.5
SR30 pump x 1	28	480	20	220/50	2.18	3.0
SR30 pump x 2	50	850	25	220/50	2 x 2.18	2 x 3.0

### Installation:


#### 1. Setting with one pump



#### Piping Kit

Code	Description
08030109	Piping Kit for UPH pump
08030108	Piping Kit for 1 x SR30 pump

#### 2. Setting with two pumps



#### Piping Kit

Code	Description
08030107	Piping Kit for 2 x SR30 pump