




SPR SERIES SPA PUMP
**UNLEASH THE POWER
OF PERFORMANCE**

Connects to different kinds of bath tub & spa



EFFORTLESS EFFICIENCY & ULTIMATE FUNCTIONALITY

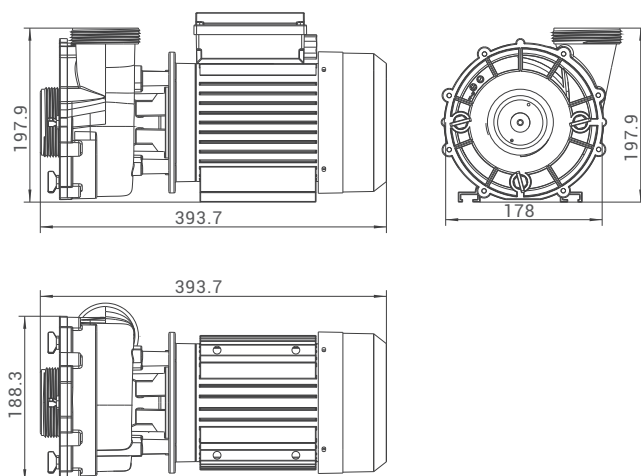
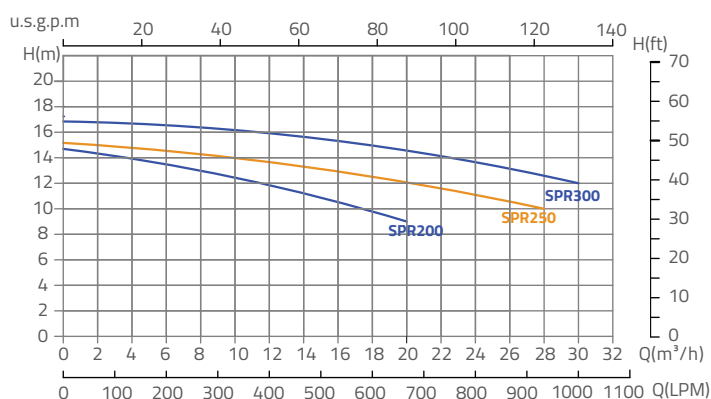
The Emaux SPR Series pump is built for durability and efficiency, constructed with high-quality materials, making it a reliable addition to any spa while providing both functionality and style. Its easy installation process and user-friendly controls allow you to customize your experience effortlessly.

PRODUCT FEATURE

1. Motor insulation rated Class B
2. IPX5 waterproof standard
3. Built-in thermal protection
4. 316 stainless steel mechanical seal
5. High-temperature designs suitable for up to 50°C



Product Dimensions and Technical Information



Code 220V-240V, 50Hz	Code 220V-240V, 60Hz	Model	Qmax (m³/h)	Hmax (m)	Input Power kW [HP]	Current (A)	Connection Size	Weight (kg)
9022501	9022504	SPR200	20	14.5	1.5 [2]	7	63mm or 2"	15.3
9022502	9022505	SPR250	28	15	1.85 [2.5]	9	63mm or 2"	16.3
9022503	9022506	SPR300	30	17	2.2 [3]	10	63mm or 2"	18

EMAUX WATER TECHNOLOGY CO., LTD

ADDRESS: 2/F, Lockhart Centre,
No. 301-307 Lockhart Road, Wanchai, Hong Kong
PHONE +852 2832 9880
www.emauxgroup.com

Pool & Spa Equipment

YOUR PREMIER SUPPLIER

Available from:

ALL SPECIFICATIONS ARE SUBJECT TO CHANGE WITHOUT NOTICE
© EMAUX WATER TECHNOLOGY CO., LTD. ALL RIGHTS RESERVED.