



SAUNA
INFRARED
STEAM
ICE SPA

Catalogue 2025

Wellness Products



CONTENTS

About Dolomiti&F	03
SAUNA	
Sauna benefits	05
SAUNA HEATERS	
How to choose a heater	07
The Mini Series	09
Complex heaters	11
Pillar heaters	13
Space heaters	16
Power heaters	18
WOOD BURNING SAUNA STOVES	19
SAUNA CONTROLLER	
BB90 controller	25
CH32 CH50 controller	26
SAUNA ROOMS	
Outdoor sauna rooms	27
Indoor sauna rooms	31
INFRARED SAUNA	
INFRARED ROOMS	
Infrared sauna room	33
Combination 2 in 1 sauna	
Combination 2 in 1 sauna room	35
SAUNA ACCESSORIES	37
STEAM GENERATORS	
S-A Series	41
ICE SPA	
ice spa	47
1P Ice Bath Chiller	48
CERTIFICATION REPORT	49



About Dolomiti&F

Great passion


With a huge passion for sauna and wellness, the founder of Dolomiti&F, who had been worked for sauna and wellness industry for thirty years, decided to found the brand. “We are making great efforts to produce top quality sauna products and fulfill user’s more choices,” said by our founder.

High quality

Dolomiti products go through a long and carefully supervised production process to guarantee the best quality of each product. From the the selection of raw materials to the final inspection, we take pride in delivering a superior product.

Sustainable products

Our commitment to sustainability starts with the materials we use, recyclable materials are friendly to the environment. Additionally, we are using energy-efficient technology in our heaters to help reduce your carbon footprint and conserve energy.



Benefits of sauna

PURIFIES AND NOURISH THE SKIN

Deep sweating cleanses the skin, and rinses off dirt, dead skin cells and bacteria. The skin stays soft and elastic after hot sauna and cold bath.

GOOD FOR HEART

It lowers the blood pressure and fights against heart diseases.

MUSCLES AND JOINTS

Quicker recovery from exercise by easing joint and muscle pain and eliminating lactic acid build-up.

ENERGY

It can help you sleep better and therefore help against chronic fatigue.

BRAIN HEALTH

Regular sauna bathing can lower the risk for both stroke and dementia.

STATE OF MIND

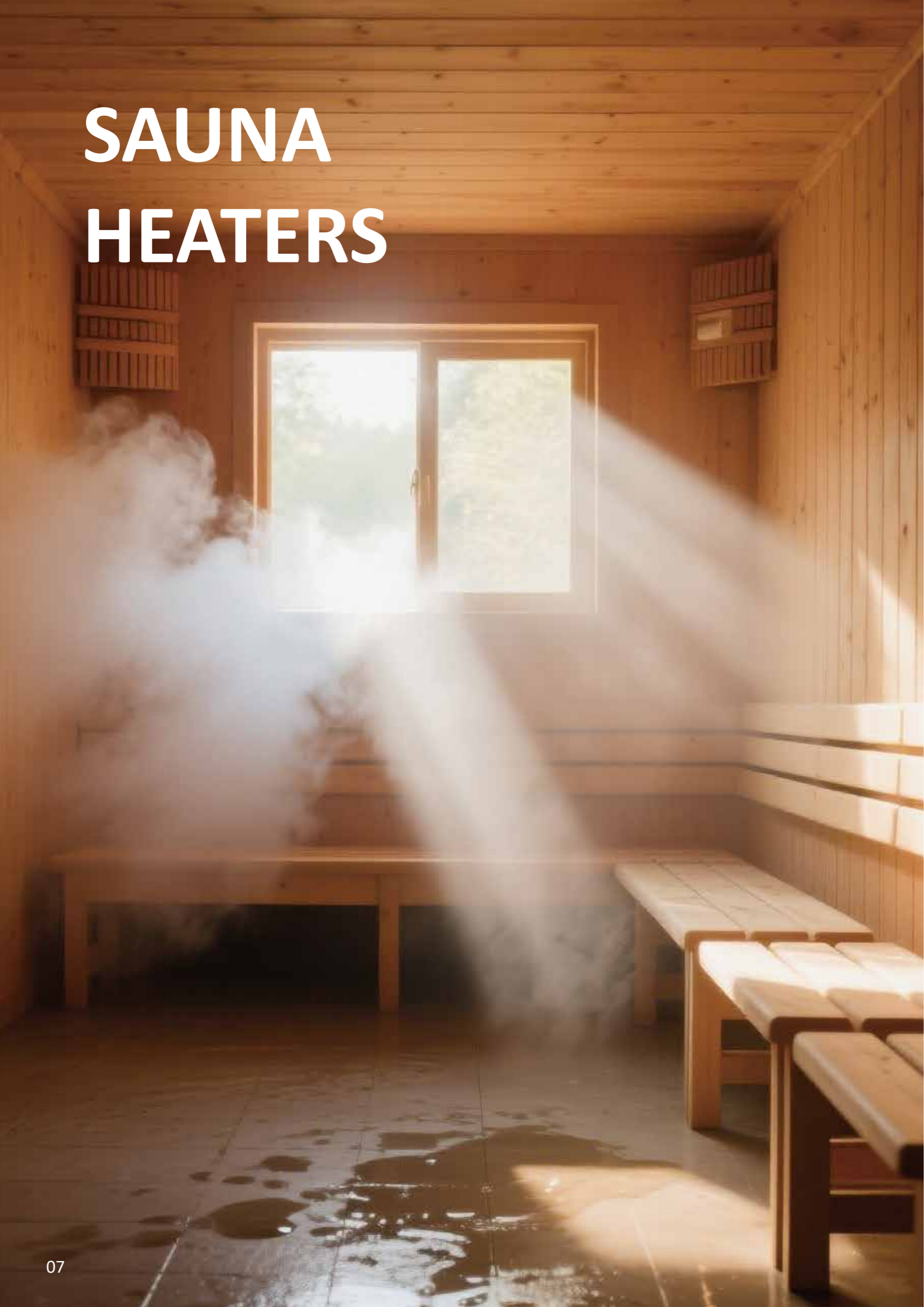
Can be used in treatment for anxiety and mild depression.

WELLNESS

Increases blood circulation, improves metabolism and strengthens the immune system

SAUNA





How to choose a heater

For family used heaters

Customized floor area	Power of sauna stove	Voltage/wire diameter specification
1.5m ²	3.0kW	AC380V 3N~;5*1.5mm ²
2.0m ²	4.5kW	AC380V 3N~;5*1.5mm ²
3.0m ²	6.0kW	AC380V 3N~;5*2.5mm ²
4.0m ²	8.0kW	AC380V 3N~;5*2.5mm ²
5.0m ²	9.0kW	AC380V 3N~;5*2.5mm ²

For commercial used heaters

You can firstly consider the size of sauna room,and calculate the cubic meter. Assume the power of sauna heater is 1.0m3 needs 1.0 kw, while the more glass area and the ventilation, it needs bigger power. Secondly, pay attention to the electricity of the home supply, a commercial used heater always need larger supply of wires. Finally, according to the layout of sauna room, take the suitable size of the heater.



Complex Mini

The Complex Mini sauna heater is designed for small saunas, the double-layer design of the heater requires a small safety distance, so that the installation of the Mini sauna heater takes up very little space. And the small power can better meet the needs of small family-use. The user-friendly design of the sauna heater also includes two ways of assembly, floor-standing and wall-mounted. The Mini heater is including internal control and outer control.



PRODUCT INFOMATION

MODEL:	TH30
POWER:	3kW
SIZE:	270*320*650mm
WEIGHT:	13.82KG
SAUNA STONE:	10KG
USE SAPCE:	1.6-3.8m³



PRODUCT INFOMATION

MODEL:	TH30E
POWER:	3kW
SIZE:	270*320*560mm
WEIGHT:	13.82KG
SAUNA STONE:	10KG
USE SAPCE:	1.6-3.8m³

Complex heater

The Complex sauna heater is designed for family use, with floor-standing and wall-mounted brackets that make it easier and user-friendly to install, and can be adapted to a variety of sauna layouts. The structure adopts a double-layer design to improve the ventilation so that extend the life span of the heating elements. The curved exterior design in the details makes this heater looks more refined and sturdy. Complex sauna heater has internal control and outer control.



COLOR: STEEL /BLACK

PRODUCT INFOMATION

MODEL:	TH45	TH60	TH80
POWER:	4.5kW	6kW	8kW
SIZE:	270*490*560mm		
WEIGHT:	18.38KG		
SAUNA STONE:	20KG		
USE SAPCE:	3-6m ³	5-8m ³	7-12m ³



COLOR: STEEL/BLACK

PRODUCT INFOMATION

MODEL:	TH45E	TH60E	TH80E
POWER:	4.5kW	6kW	8kW
SIZE:	270*490*670mm		
WEIGHT:	18.38KG		
SAUNA STONE:	20KG		
USE SAPCE:	3-6m ³	5-8m ³	7-12m ³

Pillar heater

The Pillar sauna heater is with many possibilities to have different exterior designs. Power and heater dimensions can be used in small saunas and small commercial use saunas. A large amount stone capacity increases heat storage and greatly improves heating efficiency. The round design allows for multi-directional watering, resulting in a significant amount of heat and steam, giving you a warm yet gentle experience. The safety railing consists of light-coloured curved wood and stainless steel fittings that prevent the user from inadvertently touching the hot sauna heater. Not only does the railing provide extra safety - but it is also an excellent way to style your heater.



PRODUCT INFOMATION

MODEL:	PH60	PH60E	PH90	PH90E
POWER:	6kW		9kW	
SIZE:	315*320*950mm			
WEIGHT:	12.68KG			
SAUNA STONE:	80KG			
USE SAPCE:	6-10m³		8-14m³	



PRODUCT INFOMATION

MODEL:	PH30	PH30E
POWER:	3kW	
SIZE:	277*296*672mm	
WEIGHT:	5KG	
SAUNA STONE:	50KG	
USE SAPCE:	1.6-3.8m³	



PRODUCT INFOMATION

MODEL:	CH30	CH30E
POWER:	3kW	
SIZE:	287*287*620mm	
WEIGHT:	5KG	
SAUNA STONE:	50KG	
USE SAPCE:	1.6-3.8m³	



Space heater

Space sauna heater’s black square shape looks very simple but luxury, suitable for most sauna layouts, it can be placed against the wall or embedded in the bench. Double-layer structure design increases the ventilation effect, and the protective cover inside for protecting heating tubes extends the life span of the heater.

The heating tube can be replaced by opening the cover from the front, the disassembly process is simple, which reflects the designer's humanized consideration for the convenience of user operation. The Space heater makes after-sales maintenance more convenient, especially for users who need to replace the heating element frequently, such as community clubs, hotel venues and commercial spa places.



COLOR: STEEL/BLACK
PRODUCT INFOMATION

MODEL:	SD60E	SD75E	SD90E
POWER:	6kW	7.5kW	9kW
SIZE:	455*360*820mm		
WEIGHT:	23KG		
SAUNA STONE:	50KG		
USE SAPCE:	10m ³	12m ³	14m ³



Power heaters

The Power sauna heater is suitable for sauna rooms that are used for apartments, hotels, holiday resorts, fitness centers and other commercial facilities. The Power heaters are with adjustable leg support that keeps the heater stand leveled on the floor, and increase the air circulation of the heater, which can greatly extend the life span of the heating elements. The curved out-look with double-layer structure and aluminum cover design ensure that the heater remains in good condition even after prolonged use. Power heater is available in 10.5kw, 12kw and 16kw with an external controller.



COLOR: STEEL/BLACK
PRODUCT INFOMATION

MODEL:	TH105E	TH120E	TH160E
POWER:	10.5kW	12kW	16kW
SIZE:	400*510*530mm		
WEIGHT:	20.65KG		
SAUNA STONE:	30KG		
USE SAPCE:	9-16m ³	12-17m ³	15-25m ³



WOOD BURNING SAUNA STOVES

The wood burning stove is heated with the most original firewood, which is cost-effective and environmentally friendly. The unique stove design allows air to enter the furnace body to promote the full combustion of firewood, generating a large amount of heat, so that the sauna can quickly heat up to a usable state. Installation is very simple and consists of several parts, even a novice can complete the installation according to the instructions. The bottom of the wood burning sauna stove is equipped with a heat-insulating and flame-retardant protective bedding, so that the stove can be placed on the wooden floor or other combustible material floors, and it is also recommended to place the protective bedding when there is a heating pipe on the ground. Different sizes of wood burning sauna stoves are suitable for different sauna spaces, and users can choose the most suitable stove according to the site layout.



Model	DF-WS1015K-7	DF-WS1825K-8
Specifications:	L489*W460*H788mm	L635*W460*H854mm
Configuration:	10-15KW	18-25KW
Description:	4MM thickness Stove	4MM thickness Stove



WOOD BURNING SAUNA STOVES

The wood burning stove is heated with the most original firewood, which is cost-effective and environmentally friendly. The unique stove design allows air to enter the furnace body to promote the full combustion of firewood, generating a large amount of heat, so that the sauna can quickly heat up to a usable state. Installation is very simple and consists of several parts, even a novice can complete the installation according to the instructions. The bottom of the wood burning sauna stove is equipped with a heat-insulating and flame-retardant protective bedding, so that the stove can be placed on the wooden floor or other combustible material floors, and it is also recommended to place the protective bedding when there is a heating pipe on the ground. Different sizes of wood burning sauna stoves are suitable for different sauna spaces, and users can choose the most suitable stove according to the site layout.



Model	DF-WS1015K-9	DF-WS1825K-10
Specifications:	L576*W517*H849mm	L686*W650*H1006mm
Configuration:	10-15KW	18-25KW
Description:	4MM thickness Stove	4MM thickness Stove



Sauna Controller

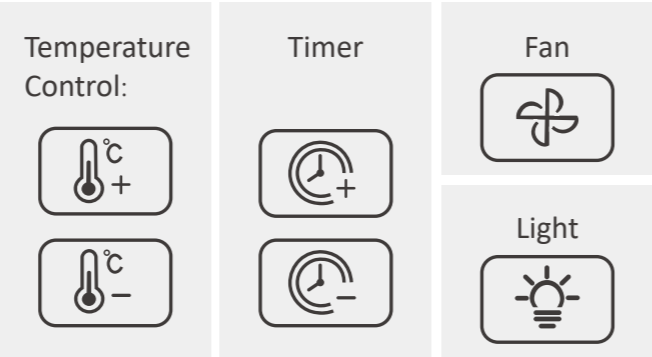
BB90 Control Unit



MODEL:BB90

Under:9kW 380V/3N

The BB90 controller is mainly suitable for family use heaters and is a cost-effective controller. The temperature of the sauna room can be adjusted by connecting the temperature sensor, the use time and the ambient lighting and exhaust air of the sauna can be controlled through the control panel. The BB90 controller system is suitable for sauna heaters up to 9 kilowatts.




CH32/CH50 Control Unit



MODEL:CH32/CH50

Under:24kW 380V/3N

The CH32/CH50 controllers share the same control panel, with the simple and stylish look, the controller is equipped with user-friendly Wifi control function. The temperature of the sauna room can be adjusted by connecting the temperature sensor, the use time and the ambient lighting and exhaust air of the sauna can be controlled through the control panel. The CH32 controller system is suitable for sauna heaters up to 12 kW, while the CH50 controller system is suitable for commercial use and can meet the needs of sauna heaters up to 24 kW.




Outdoor Sauna



Outdoor Sauna Room

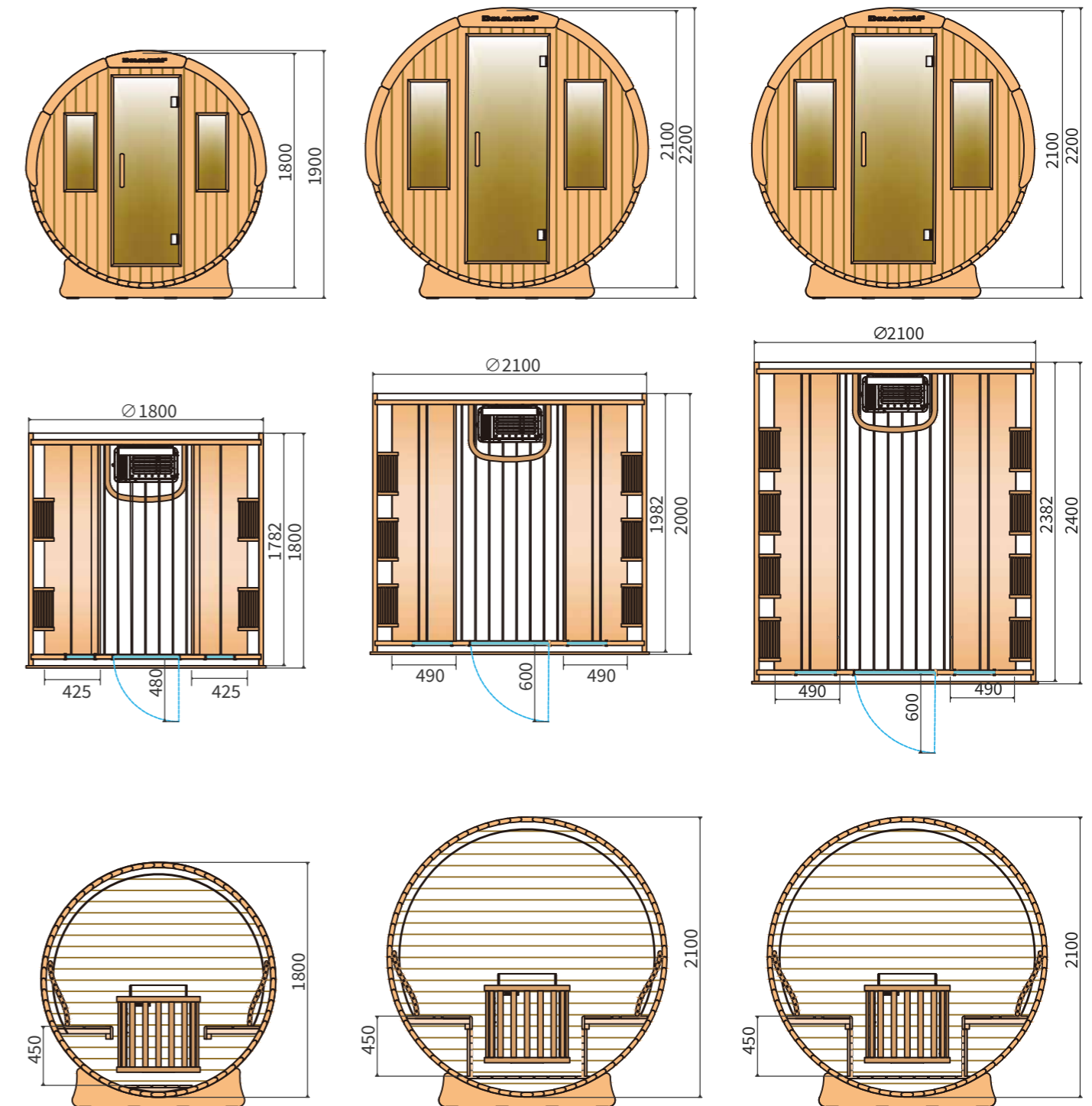


Product detail:






Outdoor Sauna Room



PRODUCT INFORMATION

MODEL:	SN-98123-1800	SN-98123-2000	SN-98123-2400
SIZE:	Φ1800*1800mm	Φ2100*2000mm	Φ2100*2400mm
POWER:	4.5kW	6.0kW	8.0kW
Maximum number of people:	4	6	8
Material:	Charred Walnut Wood	Charred Walnut Wood	Charred Walnut Wood

This product does not include sauna heater and accessories.



Indoor Sauna

Indoor Sauna Room

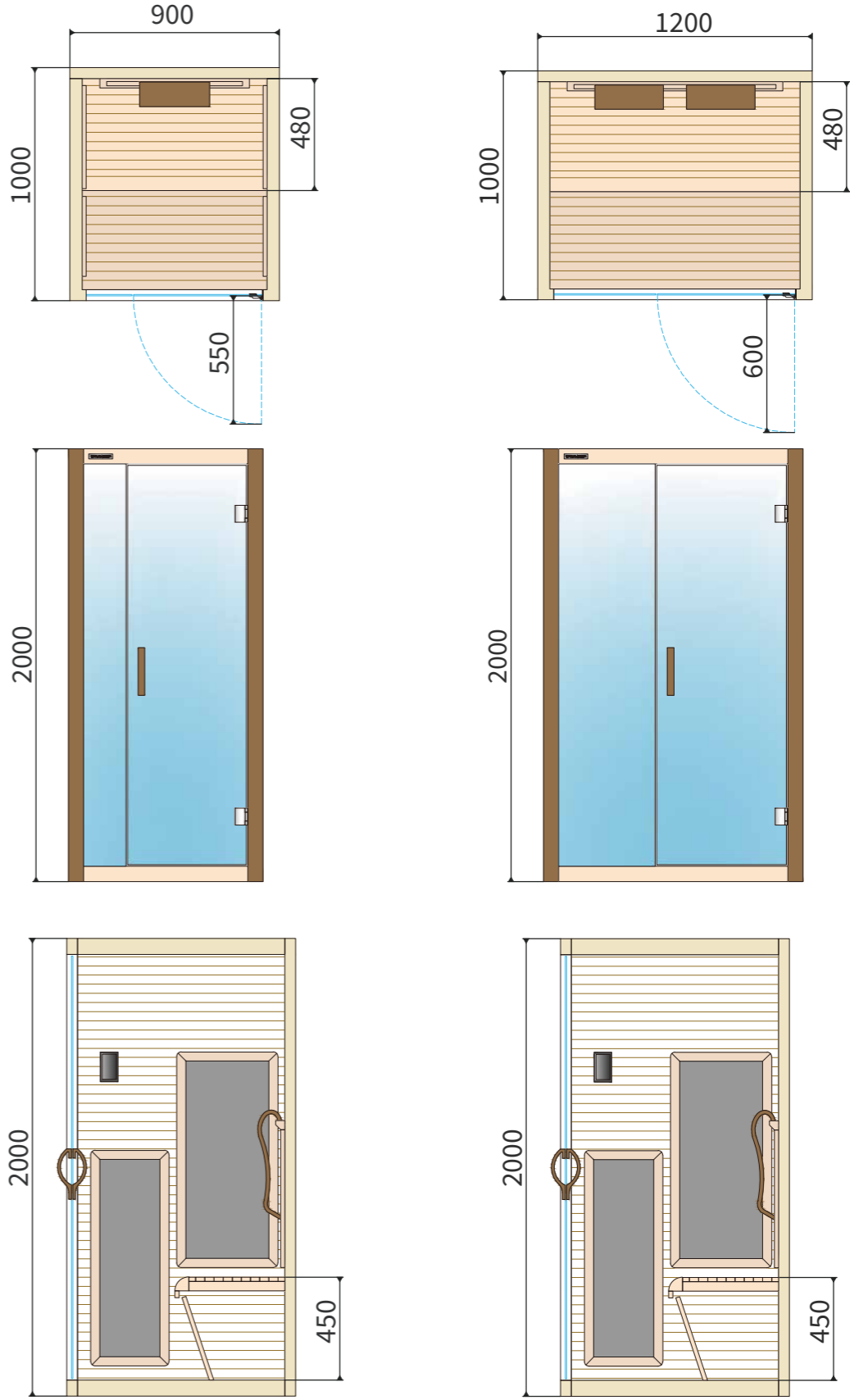


PRODUCT INFORMATION

MODEL:	SN-96120-DF-1100	SN-96120-DF-1350	SN-96120-DF-1700
SIZE:	1200x1100x2000mm	1200x1350x2000mm	1250x1700x2000mm
POWER:	CH30, 3.0kW	CH30, 3.0kW	TH45, 4.5kW
Maximum number of people	1	2	3
Material :	The exterior walls are made of Canadian hemlock, while the interior walls use Finnish spruce		

This product does include sauna heater and accessories.

Infrared Sauna Room



PRODUCT INFOMATION

MODEL:	SN-96135-900	SN-96135-1200
SIZE:	1000x900x2000mm	1000x1200x2000mm
POWER:	1.3kW	1.7kW
Maximum number of people	1	2
Material:	Canadian Hemlock Wood&Carbonized African Ayous Wood	

Combination 2 in 1 room

Not sure what type of sauna you want? Why not have both? Incorporate our sauna heater into your sauna infrared room space, allowing you the flexibility to enjoy a traditional sauna bath or opt for the gentle heat therapy of the infrared panels.



PRODUCT INFORMATION

MODEL:	SN-96135-BO-1350	SN-96135-BO-1700
SIZE:	1300x1350x2080mm	1300x1700x2080mm
POWER:	2.0kW(infrared)+4.5kW(sauna)	2.45kW(infrared)+4.5kW(sauna)
Maximum number of people	2	3
Material:	Canadian Hemlock Wood&Carbonized African Ayous Wood	

This product does include sauna heater and accessories.



ACCESSORIES

High quality sauna stones

Premium sauna stones feature exceptional thermal shock resistance, ensuring durability against cracking during rapid heating/cooling cycles. Their natural minerals also release beneficial trace elements when heated, contributing therapeutic benefits and enhancing the wellness value of your sauna session.





Bucket (Aluminum)
MODEL:DOBU25001



Bucket (Pine)
MODEL:DOBU25002



Sauna Lampshade(birch)
MODEL:DOSL25001



Sauna Lampshade(birch)
MODEL:DOSL25002



Ventilation (small)
MODEL:DOWV25001



Ventilation (big)
MODEL:DOWV25002



Headrest(cedar)
MODEL:DOWP25002



Headrest(birch)
MODEL:DOWP25001



Sauna Backrest(cedar)
MODEL:DOSB25001



Sauna Backrest (cedar)
MODEL:DOSB25002



Headrest(birch)
MODEL:DOWP25003



Ladle (Pine)
MODEL:DOLA25001



Ladle (Aluminum)
MODEL:DOLA25002



Sauna Hanger
MODEL:DOSH25001



Sauna stones - 16KG
MODEL:DOST25001



Sauna Lamp
MODEL:DOL25001



Thermo/Hygrometer (Aluminum)
MODEL:DOTH25001



Thermo/Hygrometer (Stainless steel)
MODEL:DOTH25002



Thermo/Hygrometer (Pine)
MODEL:DOTH25003



Sandglass(aspen/glass)
MODEL:DOSA25001



Sandglass (cedar/glass)
MODEL:DOSA25002



STEAM GENERATORS

Steam benefits

- 1. IMPROVED SKIN
- 2. STRESS REDUCTION
- 3. RESPIRATORY HEALTH
- 4. IMPROVED MUSCLE RECOVERY
- 5. DETOX
- 6. GOOD FOR SLEEP
- 7. ASSISTS IN SLIMMING
- 8. IMMUNE SYSTEM BOOST

STEAM GENERATORS

S-A Series

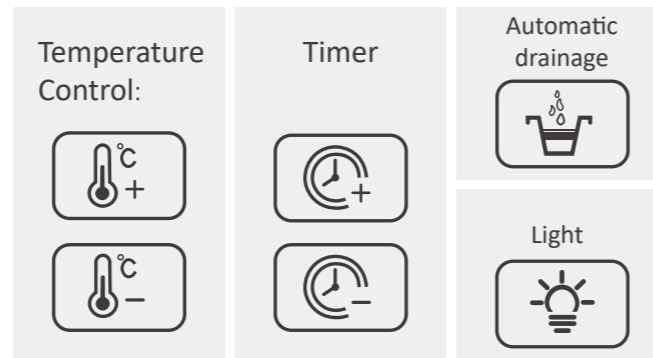
In contrast to the sauna, in the steam bath the humidity reaches 100% and the temperature never exceeds 48°C. The heat, the water, the silence and the solitude, steam bath is the perfect way to relax and let the stressful demands of everyday life fade away.



PRODUCT INFOMATION

MODEL:	POWER:	SIZE:
S6A	6kW 380V/3n	585*253*455mm
S9A	9kW 380V/3n	585*253*455mm
S12A	12kW 380V/3n	615*290*560mm
S15A	15kW 380V/3n	615*290*560mm
S225A	22.5kW 380V/3n	630*320*560mm

Intelligent Steam Sauna Control System



The Dolomiti&F steam sauna controller features a minimalist design language, seamlessly blending technology with fashion aesthetics. Its matte-glass control panel integrates precise temperature management and intelligent interaction, complemented by triple safety protection (overheat cutoff, leakage protection, and waterproofing).



Designed for high-power steam sauna, the Dolomiti&F steam sauna controller includes built-in Wi-Fi for remote app operation. With pre-programmed heating settings, it delivers instant constant-temperature sauna comfort the moment you arrive home.

COMPLETE SET

Different accessories can be selected to achieve DIY personalized needs.



ICE SPA

This fleeting frozen moment is not torture, but a profound dialogue between body and will – an efficient energetic reboot.

Emerging from the ice bath, one feels reawakened and fortified for the next challenge.

The Dolomiti&F ice bath transcends mere recovery: it relieves soreness while delivering physical and mental elevation. This is the essence of professional cold therapy.

How to Enjoy Ice Baths

- 1:Start with the Right Temperature
- 2:Set a Duration Plan
- 3:Master Breathing Techniques
- 4:Determine Frequency

Benefits of Ice Baths

- 1.Boost Metabolism
- 2.Accelerating Muscle Recovery
- 3.Easing Common Pains
- 4.Stress Relief Through Ice Baths
- 5.Enhancing Brain Function
- 6.Improving Sleep Quality
- 7.Enhancing the Immune System
- 8.Delaying Physical and Mental Aging

Stainless ICE SPA



PRODUCT INFOMATION

MODEL:	DOIS25001	DOIS25002
Material:	Stainless steel	Stainless steel
POWER:	1150W	1150W
SIZE:	2102*830*817	1800*740*1125
WEIGHT:	150kg	100kg

Inflatable ICE SPA



PRODUCT INFOMATION

MODEL:	DOIIS25001	DOIIS25002
Material:	PVC Drawn Warp Knitted Fabric	PVC Drawn Warp Knitted Fabric
POWER:	1150W	1150W
SIZE:	100*95*95cm	170*80*65cm
Wall thickness	8cm	8cm
WEIGHT:	20kg	20kg

1P Ice Bath Chiller

When ambient temperature is 25°, it takes 6.5 hours to cooling 400L of water from 25°to 3 °.

Three-years warranty





Finned condenser



Titanium gun exchanger



Environmentally friendly refrigerant R32 brand compressor



200W/24V Water Pump Power Supply (GVE Brand)



Waterproof control panel with WIFI func



Amphibious and Hydrodynamic High Performance Pumps



Adjustable electronic throttle with high and low pressure and high and low temperature protection



GBH japanese brand pvc water pipe plus wetsuit material insulation plus customized quick couplings



High Performance Brand UL Listed Ozone Plus Jets



3 filter cartridges + oil absorbing cotton+ pre-filter for hair + insulation made of outer wetsuit material



1.5MM steel plate shell,high-temperature spraying anti-rust process



Export fumigation-free steel strip wooden box



ETL,CE,CCC,SAA certified earth leakage protection switch with plug and mains power cord

Certification Report





DOLOMITI&F

Website:
www.dfsauna.com

Dolomiti&F 2025 | SAUNA STEAM INFRARED ICE SPA